



STUDENT SATISFACTION SURVEY - BIDH



Questions Responses 393

393 responses



Not accepting responses

Message for respondents

This form is no longer accepting responses

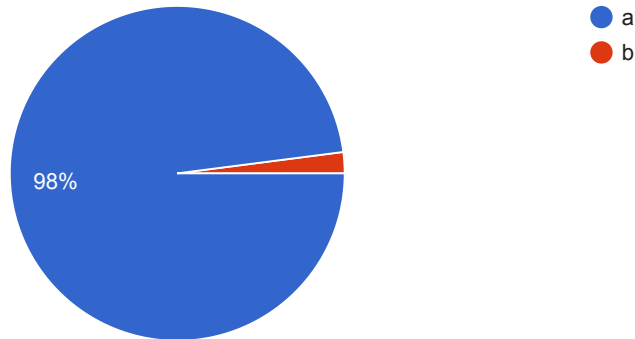
Summary

Question

Individual

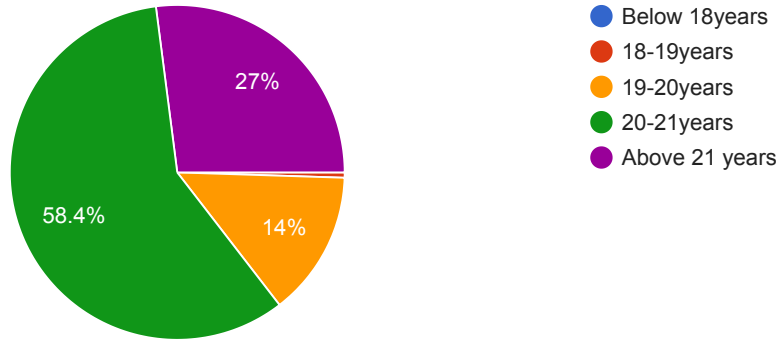
1. Please confirm this is the first and only time you answer this survey. a) Yes b) No

392 responses



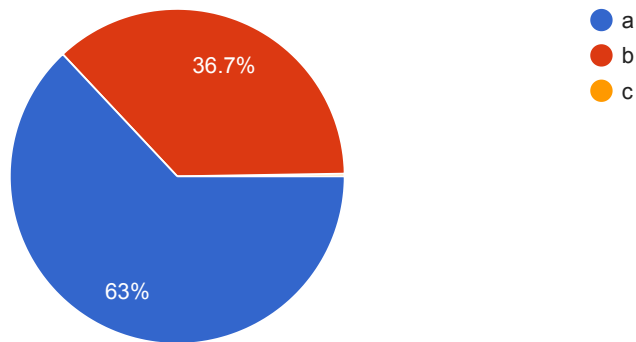
2. Your Age in years

392 responses



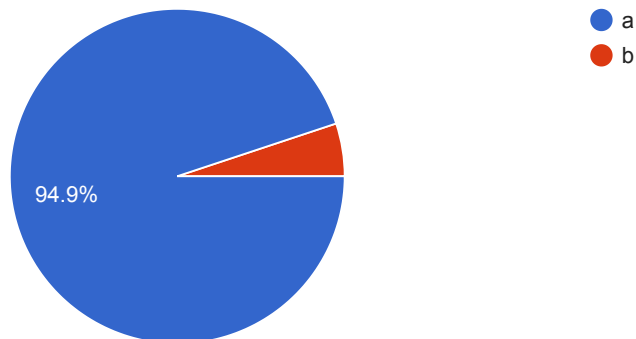
4. Gender: a) Female b) Male c) Transgender

392 responses



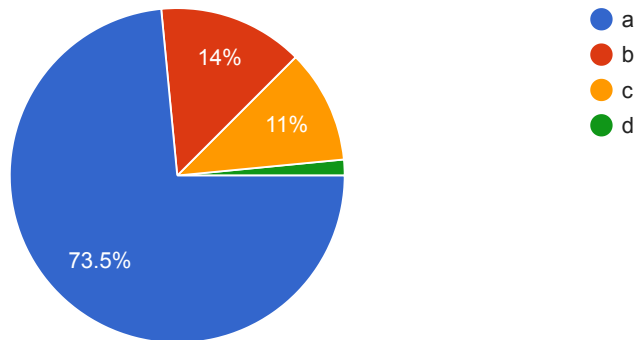
5. What degree program are you pursuing now? a) Bachelor's b) Master's

392 responses



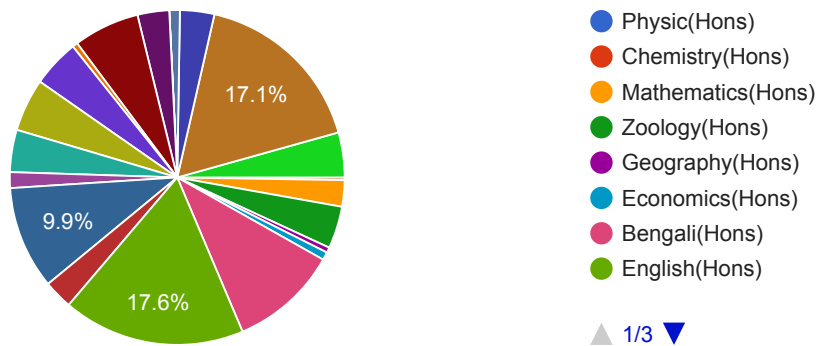
6. What subject area are you currently pursuing? a) Arts b) Commerce c) Science d) Professional Studies

392 responses



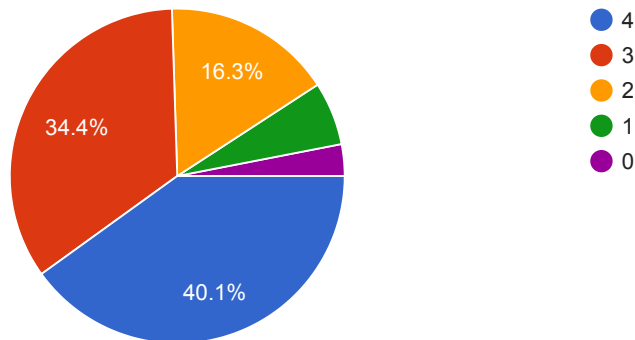
7. YOUR SUBJECT

392 responses



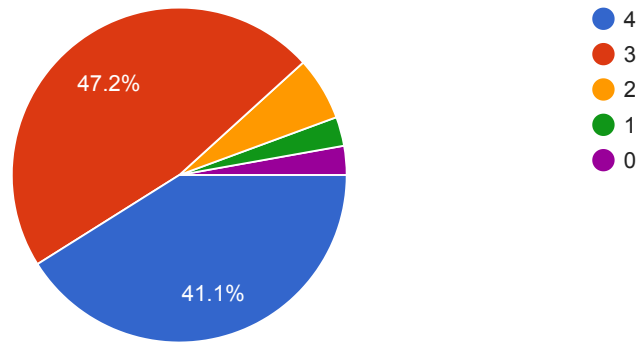
8. How much of the syllabus was covered in the class? 4 – 85 to 100% 3 – 70 to 84% 2 – 55 to 69% 1– 30 to 54% 0 –Below 30%

392 responses



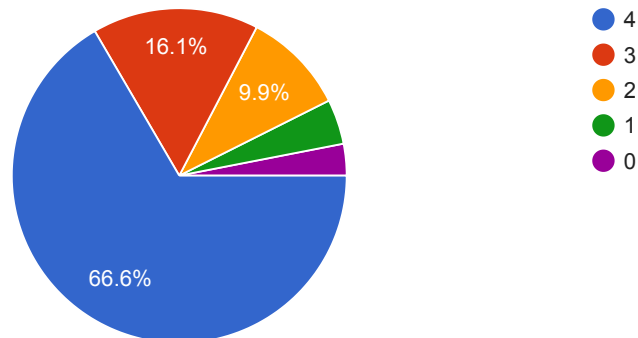
9. How well did the teachers prepare for the classes? 4 –Thoroughly 3 – Satisfactorily 2 – Poorly 1 – Indifferently 0 – Won't teach at all

392 responses



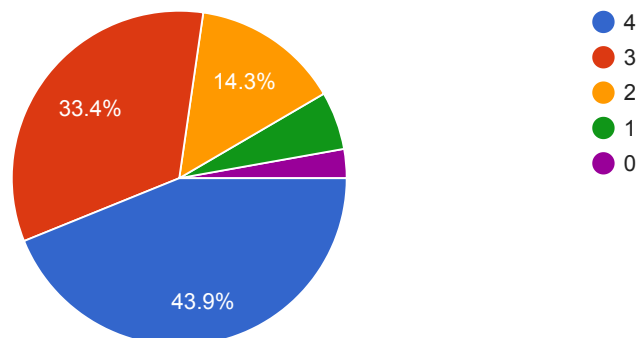
10. How well were the teachers able to communicate? 4 – Always effective 3 – Sometimes effective 2 – Just satisfactorily 1– Generally ineffective 0– Very poor communication

392 responses



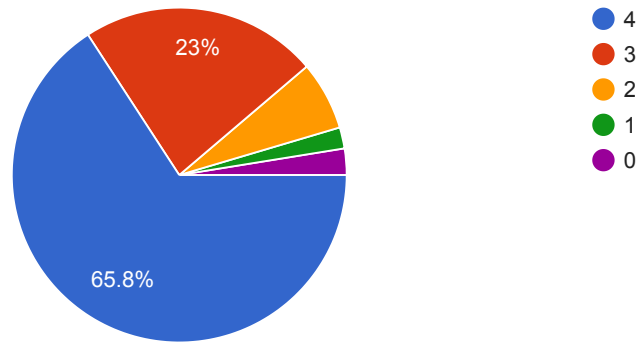
11. The teacher's approach to teaching can best be described as 4– Excellent 3 – Very good 2 – Good 1 – Fair 0– Poor

392 responses



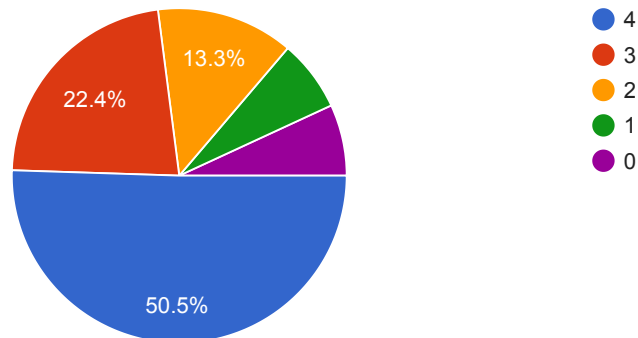
12. Fairness of the internal evaluation process by the teachers. 4 – Always fair 3 – Usually fair 2 – Sometimes unfair 1 – Usually unfair 0– Unfair

392 responses



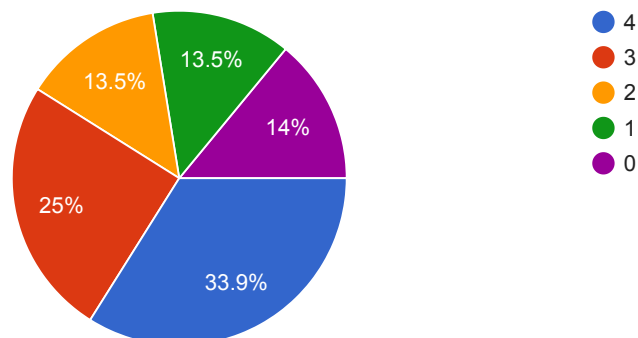
13. Was your performance in assignments discussed with you? 4 – Every time 3 – Usually 2 – Occasionally/Sometimes 1 – Rarely 0– Never

392 responses



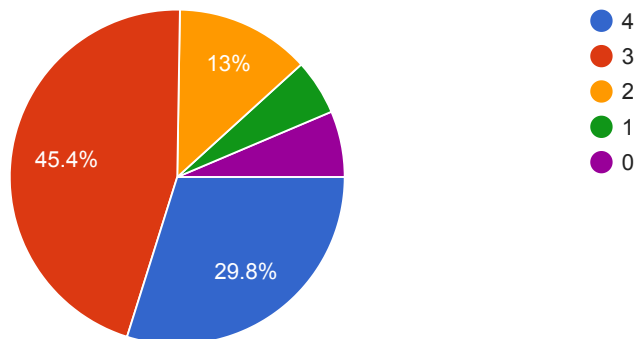
14. The institute takes active interest in promoting internship, student exchange, field visit opportunities for students. 4 – Regularly 3 – Often 2 – Sometimes 1 – Rarely 0– Never

392 responses



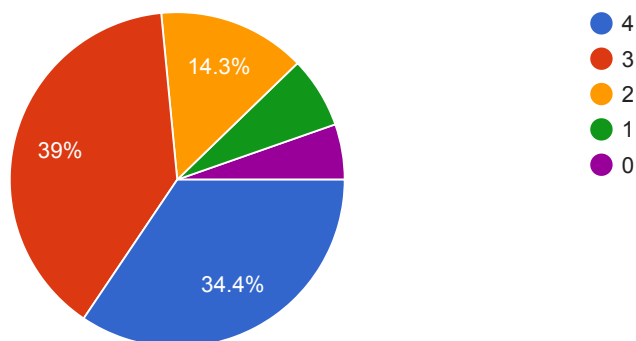
15. The teaching and mentoring process in your institution facilitates you in cognitive, social and emotional growth. 4 – Significantly 3 – Very well 2 – Moderately 1 – Marginally 0– Not at all

392 responses



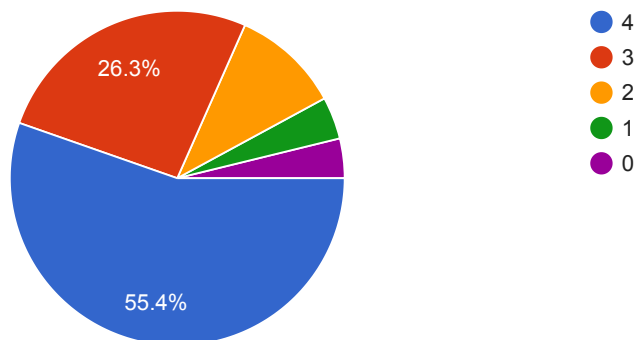
16. The institution provides multiple opportunities to learn and grow. 4 – Strongly agree 3 – Agree 2 – Neutral 1 – Disagree 0– Strongly disagree

392 responses



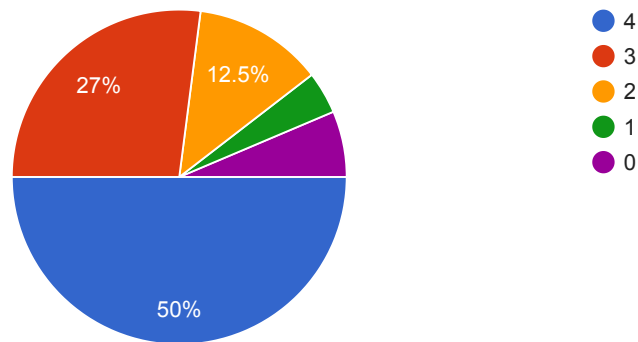
17. Teachers inform you about your expected competencies, course outcomes and programme outcomes. 4 – Every time 3 – Usually 2– Occasionally/Sometimes 1 – Rarely 0– Never

392 responses



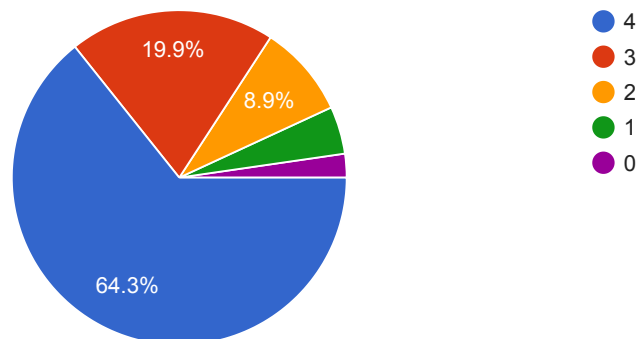
18. Your mentor does a necessary follow-up with an assigned task to you. 4 – Every time 3 – Usually 2 – Occasionally/Sometimes 1 – Rarely 0 – I don't have a mentor

392 responses



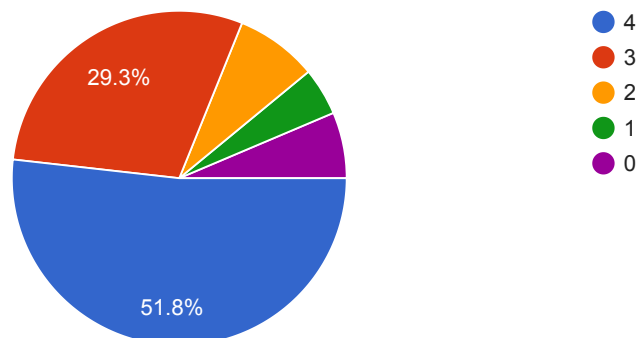
19. The teachers illustrate the concepts through examples and applications. 4 – Every time 3 – Usually 2 – Occasionally/Sometimes 1 – Rarely 0 – Never

392 responses



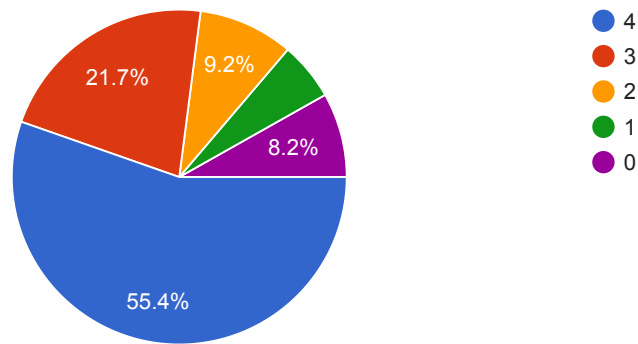
20. The teachers identify your strengths and encourage you with providing right level of challenges. 4 – Fully 3 – Reasonably 2 – Partially 1 – Slightly 0 – Unable to

392 responses



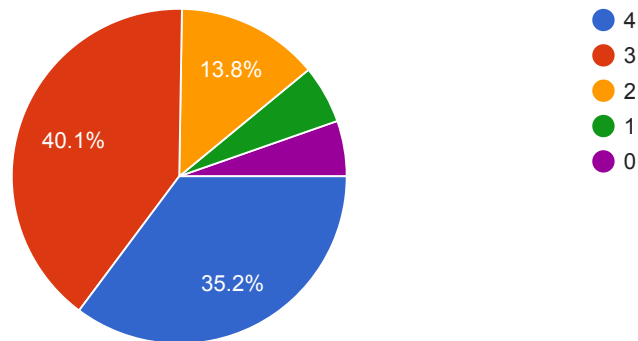
21. Teachers are able to identify your weaknesses and help you to overcome them. 4 – Every time 3 – Usually 2 – Occasionally/Sometimes 1 – Rarely 0 – Never

392 responses



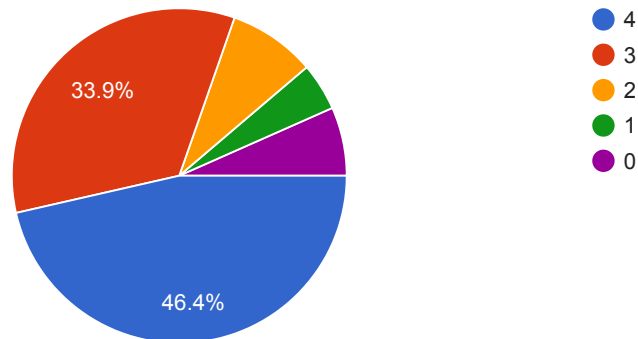
22. The institution makes effort to engage students in the monitoring, review and continuous quality improvement of the teaching learning process. 4 – Strongly agree 3 – Agree 2 – Neutral 1 – Disagree 0 – Strongly disagree

392 responses



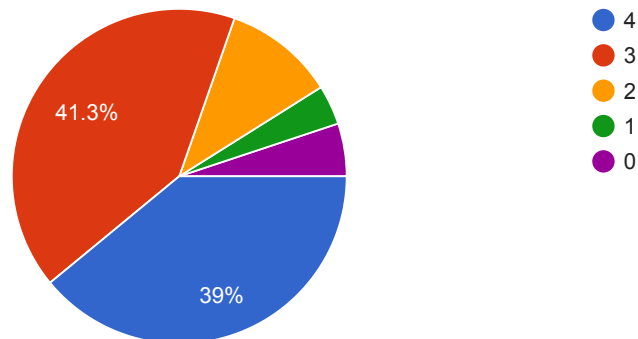
23. The institute/ teachers use student-centric methods, such as experiential learning, participative-learning and problem solving methodologies for enhancing learning experiences. 4 – To a great extent 3 – Moderate 2 – Some what 1 – Very little 0 – Not at all

392 responses



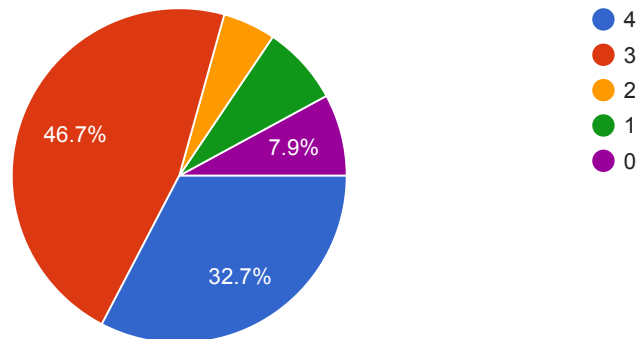
24. Teachers encourage you to participate in extracurricular activities. 4 – Strongly agree 3 – Agree 2 – Neutral 1 – Disagree 0 – Strongly disagree

392 responses



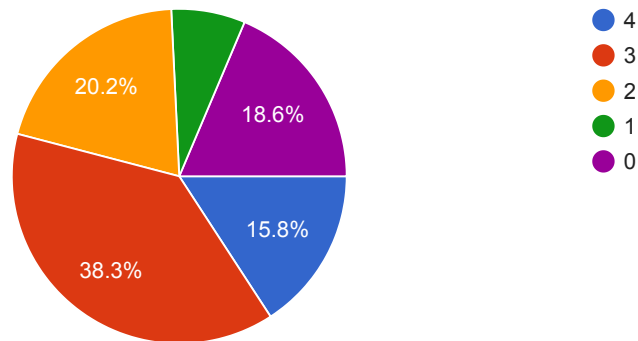
25. Efforts are made by the institute/ teachers to inculcate soft skills, life skills and employ-ability skills to make you ready for the world of work. 4 – To a great extent 3 – Moderate 2 – Some what 1 – Very little 0 – Not at all

392 responses



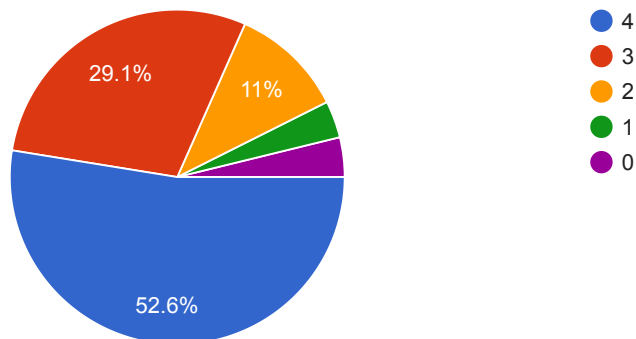
26. What percentage of teachers use ICT tools such as LCD projector, Multimedia, etc. while teaching. 4 – Above 90% 3 – 70 – 89% 2 – 50 – 69% 1 – 30 – 49% 0 – Below 29%

392 responses



27. The overall quality of teaching-learning process in your institute is very good. 4 –Strongly agree 3 – Agree 2 – Neutral 1 – Disagree 0 – Strongly disagree

392 responses



28. Give three observation / suggestions to improve the overall teaching – learning experience in your institution.

250 responses

- 1) Arrange for the digital classes
- 2) The best food in the canteen
- 3) Booking in the library should be available in accordance with our slybus

Use better graphics and visual media to engage students well. ...
 Try to reach every student and ask for their doubts. ...
 Make teaching a two way interaction.

- 1)Use better graphics and visual media to engage students well. ...
- 2)Try to reach every student and ask for their doubts. ...
- 3)Make teaching a two way interaction.

All are good